



# OFFICE OF CURRICULUM & PROFESSIONAL LEARNING

# AVID IN SCHOOLS

- **Elementary and Secondary AVID students in 17 schools: Visits to local colleges grades 4 through 12 with bus transportation paid for by the Hanover Foundation**
- **AVID Elementary Training: Six new AVID Secondary teachers received two-day (November 2017) AVID Strategies training funded by Hanover Foundation**
- **AVID Elementary Training: Twenty WPS Elementary teachers received two-day AVID Strategies training (November 2017) through the Hanover Foundation**
- **AVID Tutorology: 178 local college students are AVID trained and facilitating small group learning in 8 AVID WPS, two times a week**
- **AVID Strategy Training: Teachers will receive a two-day AVID Strategy training (June 2018-20) funded by the Hanover Foundation**
- **Elementary and Secondary Coaches: Received four hours of AVID Critical Reading and How to be a Successful Student training**



# AVID SUPPORTS FOR COLLEGE & CAREER READINESS

- **DMHS:** 100% of AVID Seniors applied and were accepted to four year college and accepted with two million dollars in financial aid
- **WPS Junior/Senior Student/ Parent College Fair:** College information and Financial Aid breakout sessions (September 29, 2018 at Hanover Insurance Building)
- **Student College Fair:** 45 colleges participated and 2,500 WPS students attended, Hanover Foundation funded (October 2017, Assumption College)
- **AVID Elementary:** All students in grades 3 through 6 received binders and organizational materials in nine AVID elementary schools (\$17,620.00 Hanover Foundation funded)
- **College Timeline Packet:** All WPS Juniors and Seniors will receive a college timeline packet (2018, Hanover Foundation funded)
- **AVID Seniors:** Fourteen AVID Seniors received \$2,000 in scholarship money through the Hanover Foundation



# NAVIANCE

Naviance offered in grades 7-12

- Online platform
- Offers support for comprehensive college and career readiness
- Allows students to create a personalized plan that helps them make the right decisions throughout their academic journey
- Connects students' interests to their potential career paths



# MY CAREER & ACADEMIC PLAN (MYCAP)



AP Environmental Science at South High School

- MA DESE endorsed initiative
- College and career advising process that is student-centered and student-directed
- Pieces of the curriculum can be accessed on Naviance
- Guidance curriculum is currently being mapped and added to online curriculum platform, Atlas
- Current pilot in middle schools

# WHAT IS A CAPSTONE DIPLOMA?

## **AP Capstone Diploma**

- AP Seminar, first year
- AP Research- 2018-2019, first cohort of students



## WORCESTER PUBLIC SCHOOLS

- ❖ Demographics: Economically Disadvantaged 57.2%; Hispanic Population 41.8%, African American Population 15.4%
- AP student enrollment 5 year increase of **30.8%** (1131 in 2013 to 1480 in 2017)
- AP exam participation 5 year increase **34.7%** (1801 in 2013 to 2426 in 2017)
- Black AP student enrollment or exam participation 5 year increase of **55.1%** (167 in 2013 to 259 in 2017)
- Black AP students earning a 3 or higher 5 year increase of **22.2%** (45 in 2013 to 55 in 2017)
- Hispanic/Latino AP student enrollment or exam participation 5 year increase of **73.7%** (243 in 2013 to 422 in 2017)
- Hispanic/Latino AP students earning a 3 or higher 5 year increase of **73.3%** (90 in 2013 to 156 in 2017)
- AP Computer Science participation increased from 22 exams in 2016 to 78 exams in 2017 with the addition of AP CSP, **an increase of 254.5%**

# DUAL ENROLLMENT

	Fall 2017	Spring 2018
Doherty	10	22
North		13
South	10	18
UPCS	4	20
WTHS		17
<b>Totals</b>	<b>24</b>	<b>90</b>

Missing at the time of report- Burncoat & Claremont

Oye, dime. ¿Cómo eres tú?



- Courses taken at :
- Worcester State University
  - Clark University
  - Quinsigamond Community College



# VIRTUAL HIGH SCHOOL

**150 seats available &  
filled**

**2 semesters-  
Fall and Spring**

**1 Credit Course**

**Courses include:**

- Math
- English
- Spanish/French
- AP's
- Psychology
- Music
- Art
- History



**Mr. Badu -- AP Art at South High School**

# MCAC DAY OUTCOMES 2017 – 2018 MASSACHUSETTS COLLEGE APPLICATION CELEBRATION

School	Applications submitted, December 2017	On the spot Acceptances, December 2017	Scholarship dollars, December 2017
UPCS	128	22	0
Claremont Academy	258	42	0
Creamer Center	59	0	0
Burncoat HS	602	152	516,000
Doherty HS	1423	294	655,200
North HS	1111	143	616,500
South HS	592	173	522,000
Worcester Tech	853	62	648,000
	<b>5026</b>	<b>888</b>	<b>\$2,957,700</b>



# PSAT & SCHOOL-WIDE SAT DAY

## **PSAT**

- Grade 9, 10, 11
- Connect to Khan Academy

## **School-Wide SAT Day**

- Grade 11
- Taken in their school during the day
- Scores sent to colleges free

## **What is Khan Academy?**

- A personalized learning platform
- offers practice exercises, instructional videos, and a personalized learning dashboard that empower learners to study at their own pace
- Currently, Worcester has the largest number of students in MA linked to Khan!!

# COLLEGE BOARD RECOGNITION

## Jennifer Hardy- AP Computer Science Principals Worcester Technical High School

2018 Recipient of the College Board's  
New England Regional Assembly Recognition Award.

This award recognizes a program or an individual that has shown outstanding commitment to students and the field of education by enabling underrepresented students with academic and leadership potential to pursue and succeed in college.



# AP OPEN ENROLLMENT & AP SUPPORT

## AP Open Enrollment

- Starting in 2010- South High School
- Currently in all schools

## AP Supports

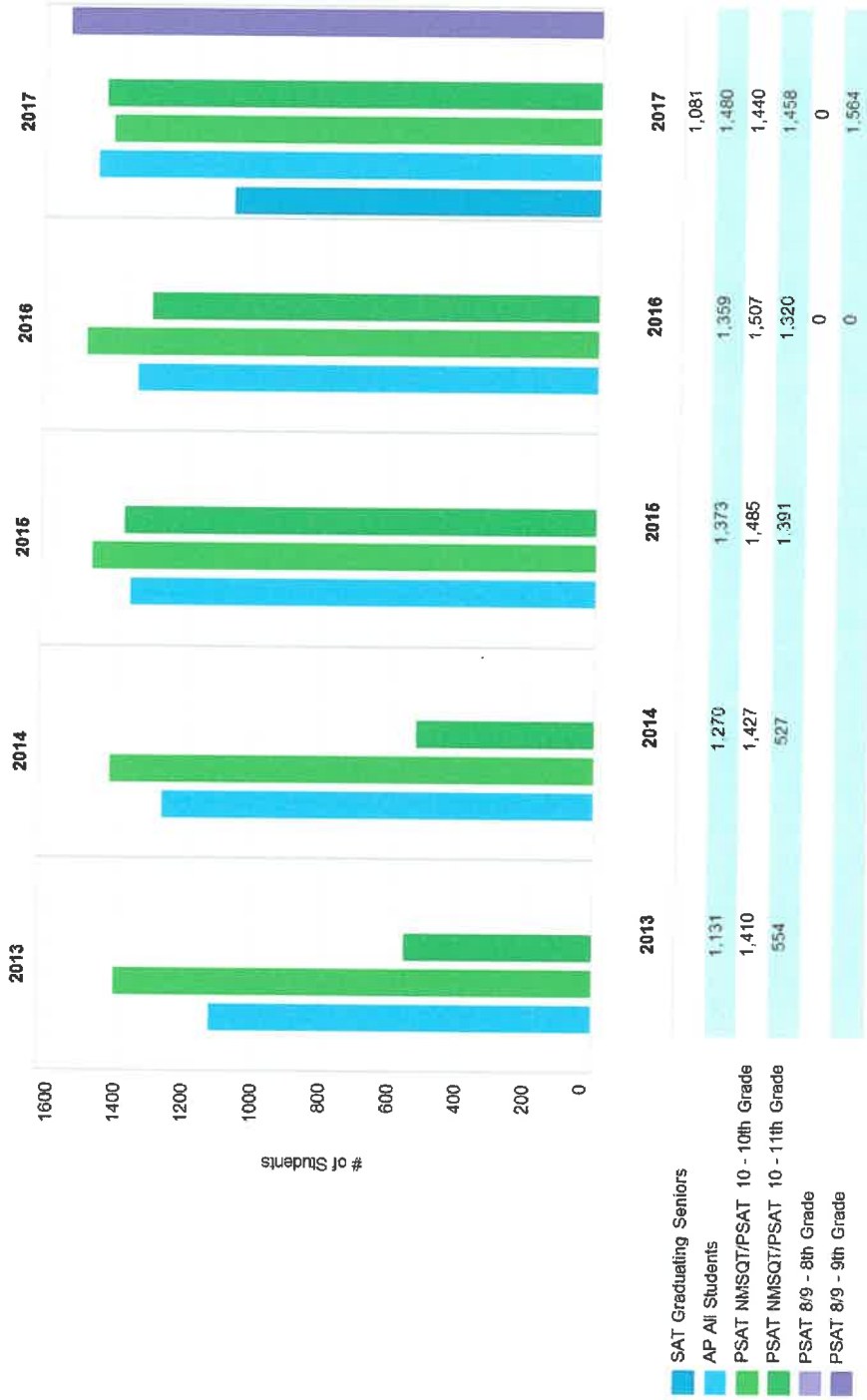
- Additional Training for Teachers
- Saturday Sessions for Students
- Mock Exams
- After School Tutoring
- Contracts for Students outlining expectations



Dr. Howarth's AP Biology Students at  
North High



Number of Students Taking SAT, AP and PSAT-Related Assessments



AP: Participation by Race/Ethnicity - Students Taking One or More Exam



Note: Beginning with the 2015-16 school year, the collection and reporting of race/ethnicity was updated. Please use caution when making comparisons between these new race/ethnicity data and data from prior years. See notes page for details.





AP Performance by Race/Ethnicity - Students with Scores of 3, 4 or 5

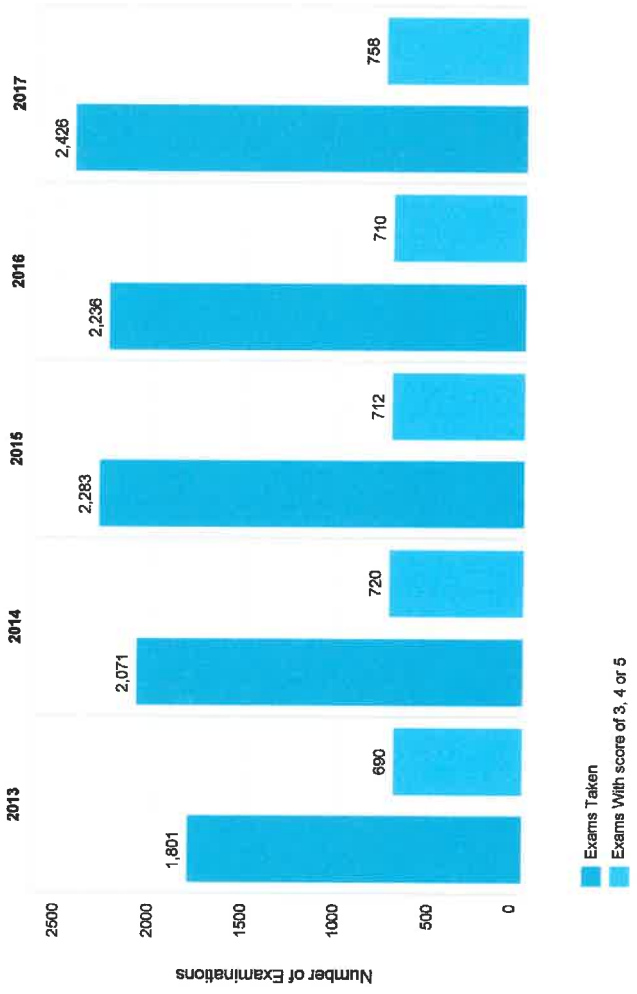


Note: Beginning with the 2015-16 school year, the collection and reporting of race/ethnicity was updated. Please use caution when making comparisons between these new race/ethnicity data and data from prior years. See notes page for details.

2017 Worcester Public Schools



AP: Number of Exams and Number of Exams with Scores of 3, 4 or 5



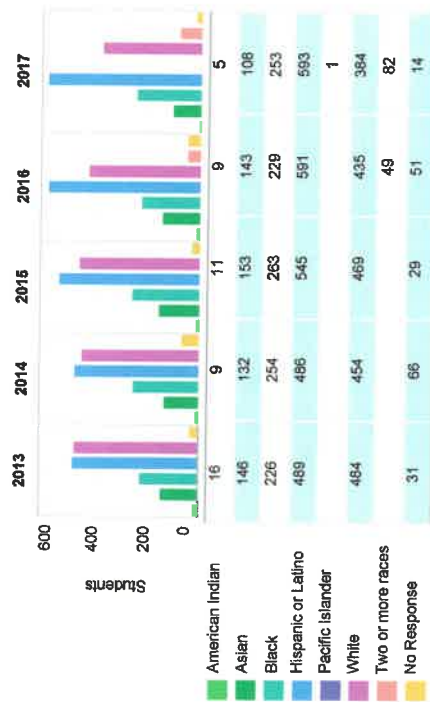
2017 Worcester Public Schools

PSAT/NMSQT PSAT 10 PSAT 8/9

Grade Level Participation by Race/Ethnicity

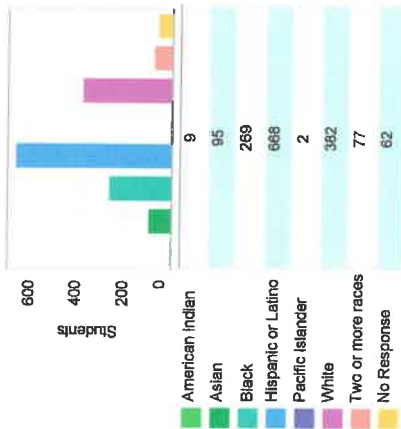
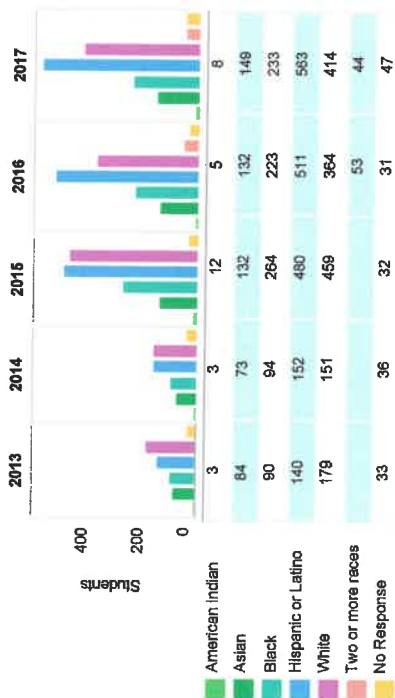
PSAT 8/9: 8th Grade


PSAT/NMSQT & PSAT 10: 10th Grade



PSAT 8/9: 9th Grade

PSAT/NMSQT & PSAT 10: 11th Grade



**Fee Waivers/Fee Reduction for SAT, AP and PSAT/NMSQT**


Note: The number of PSAT/NMSQT fee waivers reported reflects those students whose test fees were covered by a fee waiver or an agreement with the state or district designed to support students underrepresented in college-going populations. As part of such an agreement, the state or districts paid the test fees for Juniors at a reduced cost.



THANK YOU