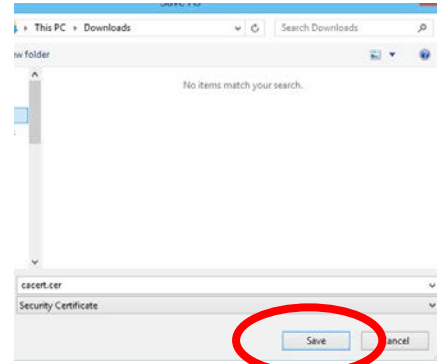
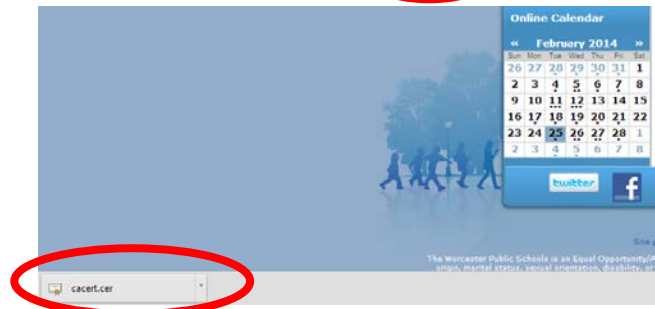


Chrome, installing WPS filtering certificate

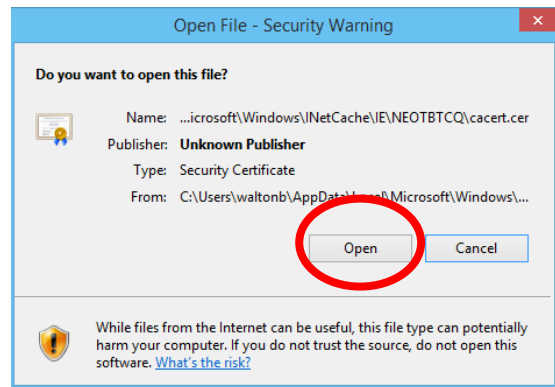


Click Install Certificate and then choose **Save**

When it is done downloading, click on cacert.cer in the lower left corner of Chrome



Choose **Open (or Allow)**

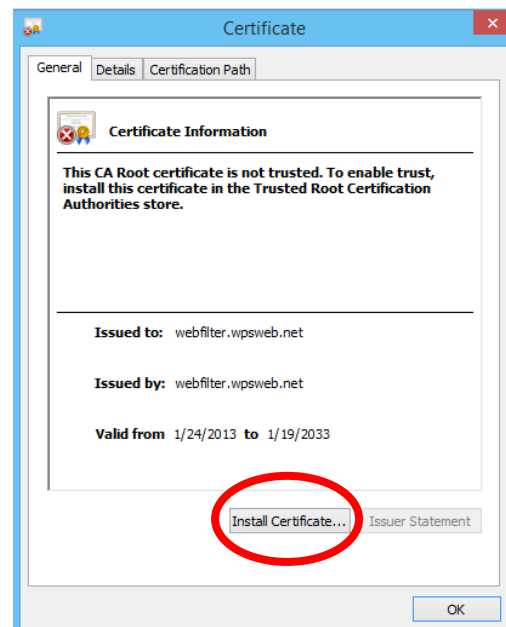


Click Install Certificate

Click Next, then Next, Finish, and then OK.

(older versions of Internet Explorer may ask where you want to install the certificate. You have to place the certificate in the Trusted Root Certificate folder for it to work on older version of Internet Explorer. Click "Browse" when it asks you where to put the certificate and choose **Trusted Root Certificate folder**) – this very important, you must choose Trusted Root Certificate folder.

You are done.



is